



Introduction & Unit Specifications


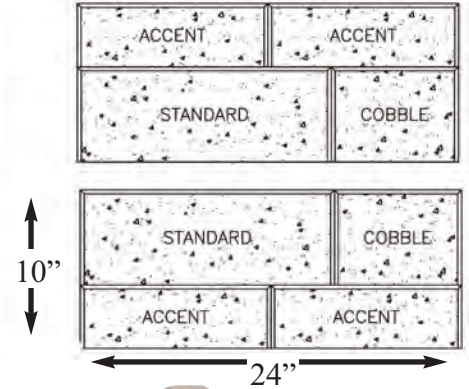
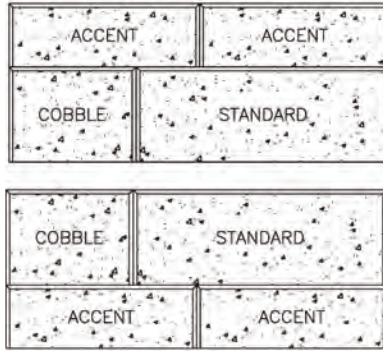
VERSA-LOK® Mosaic®

The VERSA-LOK® Mosaic Retaining Wall System represents the ultimate combination of aesthetics and performance in segmental retaining walls. The Mosaic system utilizes units of varying heights and widths to achieve a random-like pattern that closely resembles natural stone walls. Mosaic retaining walls consist of three units: **Standard, Accent & Cobble**. One Standard, one Cobble, and two Accent units are arranged in ten inch high by 24 inch wide panels. There are four different panel configurations that can be arranged in any order to form a random appearance. The Mosaic system provides design flexibility, durability, and ease of installation. Mosaic Walls are quickly and economically assembled without mortar and do not require concrete footings. VERSA-LOK's unique hole-to-slot pinning system interlocks units and aids in alignment.


All CST VERSA-LOK® Retaining Wall Units are made to ASTM C 1372-Standard Specifications of Segmental Retaining Wall Units.




VERSA-LOK® Mosaic UNITS



Standard



Accent



Cobble

Height:	6 inches	152.4 mm	Height:	4 inches	101.6 mm	Height:	6 inches	152.4 mm
Width (face):	16 inches	406.4 mm	Width (face):	12 inches	304.8 mm	Width (face):	8 inches	203.2 mm
Width (rear):	14 inches	355.6 mm	Width (rear):	8 inches	203.2 mm	Width (rear):	6 inches	152.4 mm
Depth:	12 inches	304.8 mm	Depth:	12 inches	304.8 mm	Depth:	12 inches	304.8 mm
Face Area:	½ ft ²	0.062 m ²	Face Area:	⅓ foot ²	0.031 m ²	Face Area:	⅓ foot ²	0.031 m ²
Weight:	82 lbs.	37.19 kg	Weight:	38 lbs.	16.33 kg	Weight:	38 lbs.	17.24 kg
Wt/Face Area:	123 lbs/ft ²	599.84 kg/m ²	Wt/Face Area:	108 lbs/ft ²	526.77 kg/m ²	Wt/Face Area:	114 lbs/ft ²	556.13 kg/m ²

Concrete Stone & Tile Corp.
23 Ridge Road
Branchville, NJ 07826
Ph# 973-948-7193

CST Montgomery Corp.
43 Leonards Drive
Montgomery, NY 12549
Ph# 845-457-4491

CST Products, LLC
345 Route 130
Pedricktown, NJ 08067
Ph# 856-299-5339



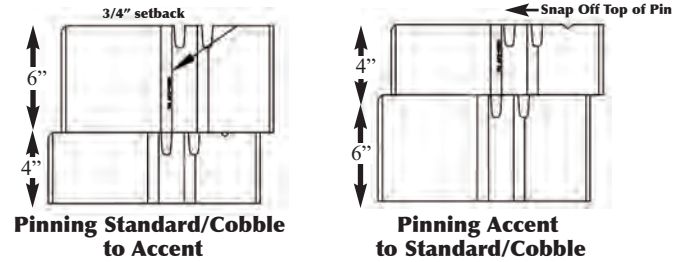
VERSA-LOK® Mosaic System Overview



Mosaic Pinning

VERSA-LOK Mosaic units interlock with non-compressive VERSA-TUFF® Snap-Off Pins (two per unit and eight per panel). The pins are inserted through front holes in the upper units into slots in the units below. Slots allow variation in location of vertical joints (variable bond). VERSA-TUFF Snap-Off Pins are designed to accommodate varied heights of Mosaic units. The full length of VERSA-TUFF Pins is used when pinning through six inch high Standard and Cobble units. When pinning through four inch high Accent units, the two inches of the VERSA-TUFF Pin remaining above the unit is easily snapped off.

Pinning Detail




VERSA-TUFF® SNAP-OFF PIN

- Length:** 6.8 inches 172.7 mm
- Diameter:** .48 inches 12.2 mm
- Material:** Glass-Reinforced Nylon



CAPS

Caps	Length	Height	Depth	Weight	Sq. Face Ft. Per Pallet	Units Per Pallet	Weight Per Pallet
Versa-Lok® Cap Units	16"	3 5/8"	12"	57 lbs.	19.2	48	2,738 lb



C-Cap Standard



C-Cap Weathered™

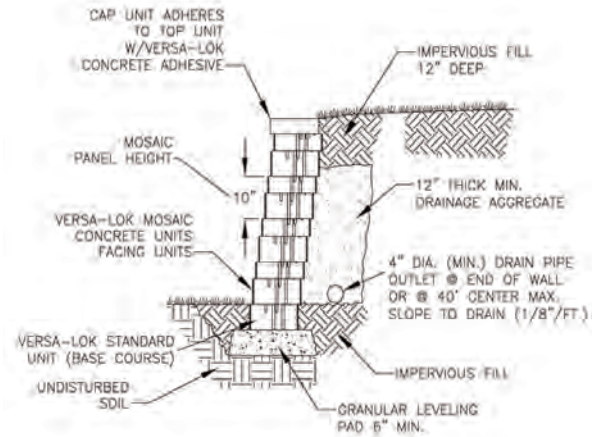
VERSA-LOK Mosaic-Typical Sections

On many projects, Mosaic retaining walls work purely as gravity systems, where unit weight, frictional forces between units, pins and the cant of the wall combine to provide resistance to earth pressures. With level backfill and no excessive loading, most Mosaic Walls are stable to four feet in height.

When unit weight and frictional forces are not enough to resist soil loads, horizontal layers of geosynthetics are used to reinforce soil behind walls. With proper design and soil reinforcement, Mosaic walls can be constructed to heights exceeding 40 feet.

Each Mosaic unit is set back 3/4-inch from the units beneath it. There are two units stacked in each ten-inch-high panel--a total setback of 1.5 inches per panel. This results in a cant of approx. 8.5 degrees from vertical.

Unreinforced



Reinforced

