




Discover
The Difference[®]

Vienna Classic™



Antiqued Texture Finish Only


Product		Size	Centimeter (Thickness)	Layers Per Cube	Sq. Ft. Per Cube	Pieces Per Cube	Weight/lbs. Per Cube	Bands Per Cube	Sq. Ft. Per Band	Weight/lbs. Per Band	Pieces Per Band	Pieces Per Sq. Ft
Bundled	Small	6" x 6" x 2 3/4"	7	10	115	160	3,300			N/A		
	Medium	6" x 6" x 2 3/4"				160						
	Large	6" x 9" x 2 3/4"				160						
Bundled	Extra Large	6" x 12" x 2 3/4"	7	10	114	120	3,450			N/A		
	Jumbo	12" x 12" x 2 3/4"				60						

Physical Requirements (ASTM C-936)

1. Compressive strength-the average compressive strength shall not be less than 8000 P.S.I.
2. Resistance to Freeze Thaw Cycle-dry weight loss not to be greater than 1% of weight when subjected to 50 cycles of freezing and thawing.
3. Absorption-the average absorption of test samples shall not be greater than 5%.
4. Made according to ASTM C936 Specifications.



Colors: 03=antique grey, 36=butternut & 47=hickory.



CST Pavers
23 Ridge Road
Branchville, NJ 07860
(973) 948-2771

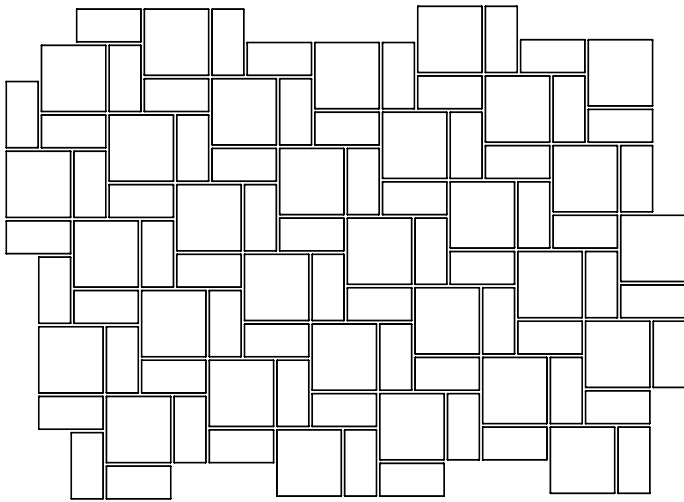
CST Pavers
43 Leonards Drive
Montgomery, NY 12549
(845) 457-4491

www.cstpavers.com

© 2019 by CST Pavers. All rights reserved.


Pattern ideas for this series:

2-Size Herringbone Pattern Using Vienna Classic Large Cube



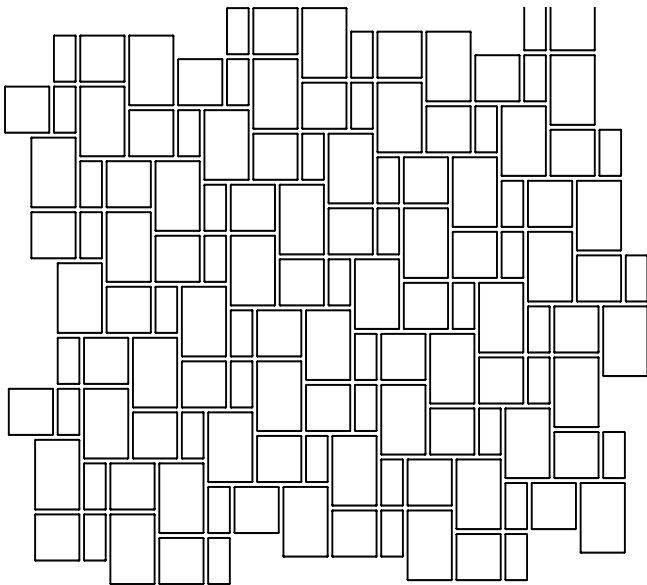
Vienna Classic Large Cube contains:
6" x 12" • 12" x 12"

**The Five-Size Random Pattern is determined by the length of the horizontal and vertical seams. The shorter the straight lines, the more random the pattern. The most random of patterns won't have seams exceeding the length of all five pieces, either horizontally or vertically. A random pattern is the best option when using just the Vienna Classic Small Cube since the piece count won't work for a 1-to-1-to-1 pattern



You will have some pieces left over. It is a random pattern, so you should be able to add them in, or use them for cuts.

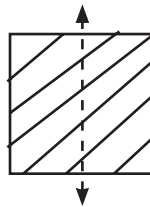
3-Size Random Herringbone Pattern Using Vienna Classic Small Cube



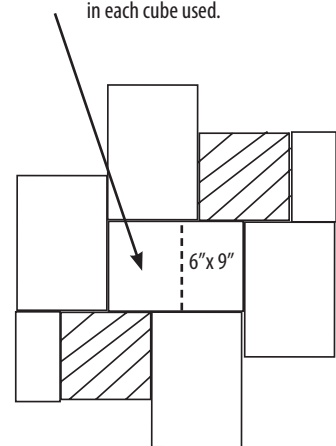
Vienna Classic Small Cube contains:
6" x 3" • 6" x 6" • 6" x 9"

• In order to make this pattern using only the Vienna Classic Small Cube, you will have to modify (for each cube use) three of the 6" x 6" pieces by cutting them in half (making two 6" x 3") and using 3 of the 6" x 9" pieces in place of the 6" x 3", 6" x 6" combo rows. By doing this, you will make the cube capable of a 1-to-1-to-1 random herringbone design.

Cut 3 pieces in half to make two 6" x 3"s for each cube used.



Use 3 pieces of 6" x 9" in place of where a 6" x 3" & 6" x 6" would normally go in this pattern in each cube used.



Refer to our Product and Technical Guide for even more information on our products.

