



Discover
The Difference®

Contempra Series

Standard Finish Only

Makes a great border for our
City Stone paver lines.




6" x 9" x 2 3/8"
Contempra Large
Part # CS6L

| Product | Size | Centimeter (Thickness) | Layers Per Cube | Sq. Ft. Per Cube | Pieces Per Cube | Weight/lbs. Per Cube | Bands Per Cube | Sq. Ft. Per Band | Weight/lbs. Per Band | Pieces Per Band | Pieces Per Sq. Ft |
|-----------------|------------------|------------------------|-----------------|------------------|-----------------|----------------------|----------------|------------------|----------------------|-----------------|-------------------|
| Contempra Large | 6" x 9" x 2 3/8" | 6 | 9 | 93 | 225 | 2,450 | 5 | 18.6 | 490 | 45 | 2.42 |

Physical Requirements (ASTM C-936)


1. Compressive strength-the average compressive strength shall not be less than 8000 P.S.I.
2. Resistance to Freeze Thaw Cycle-dry weight loss not to be greater than 1% of weight when subjected to 50 cycles of freezing and thawing.
3. Absorption-the average absorption of test samples shall not be greater than 5%.
4. Made according to ASTM C936 Specifications.



Colors: 03=antique grey, 36=butternut, 05=red flash, 09=brown flash, 46=bedford brown & 47=hickory.



ANTIQUE GREY



HICKORY



BUTTERNUT



BEDFORD BROWN



BROWN FLASH



RED FLASH



NORTH CREEK

CST Pavers
23 Ridge Road
Branchville, NJ 07860
(973) 948-2771

CST Pavers
43 Leonards Drive
Montgomery, NY 12549
(845) 457-4491


www.cstpavers.com



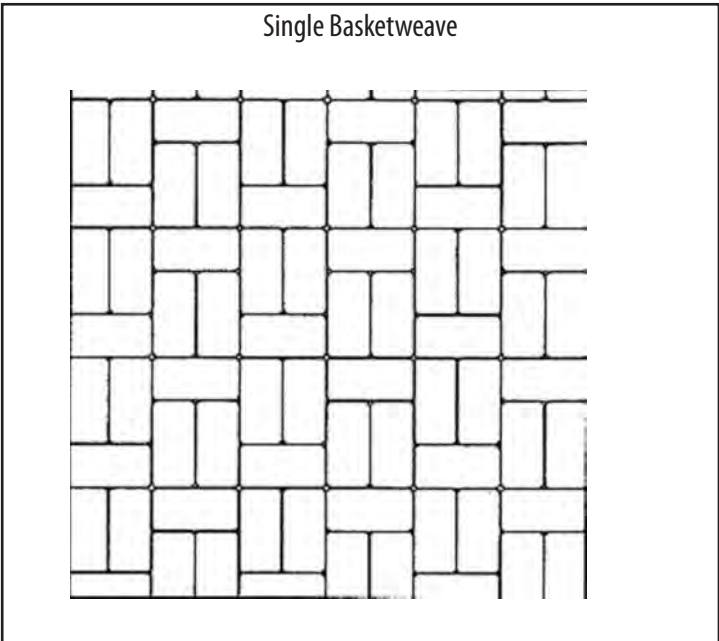
© 2019 by CST Pavers. All rights reserved.

Pattern Ideas for this series:

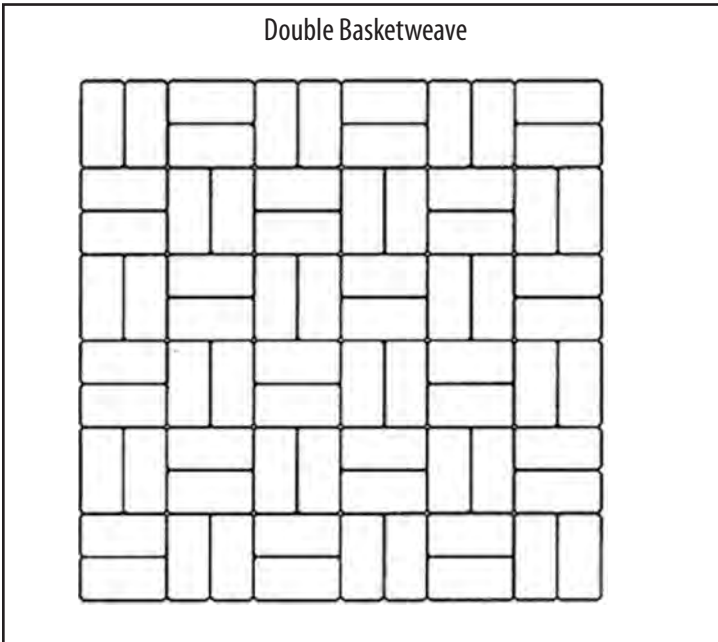
Runner Bond



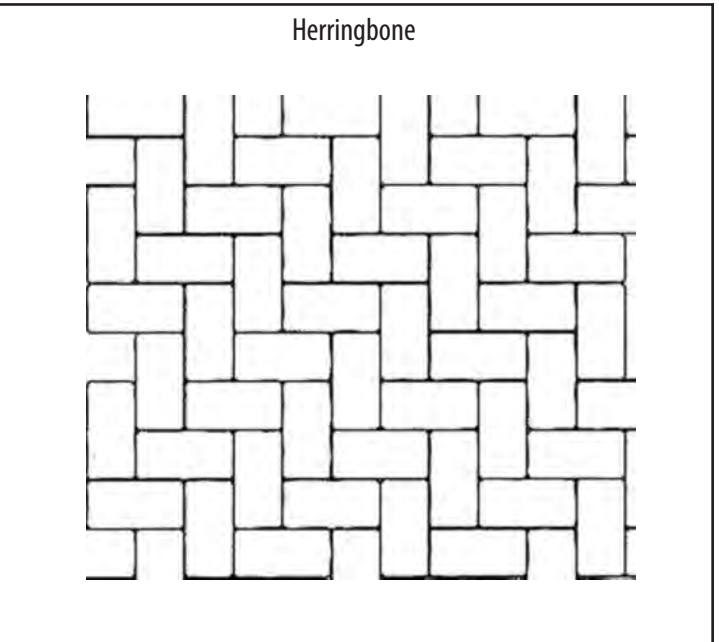
Single Basketweave



Double Basketweave



Herringbone



Refer to our Product and Technical Guide for more information on our products.

